



US00D607401S

(12) **United States Design Patent**
Lagarde

(10) **Patent No.:** **US D607,401 S**
(45) **Date of Patent:** **** Jan. 5, 2010**

(54) **TIRE**

(75) Inventor: **Brandon Lagarde**, River Ridge, LA (US)

(73) Assignee: **Suden Impact Racing, LLC**, Jefferson, LA (US)

(**) Term: **14 Years**

(21) Appl. No.: **29/297,929**

(22) Filed: **Nov. 21, 2007**

(51) **LOC (9) Cl.** **12-16**

(52) **U.S. Cl.** **D12/563**

(58) **Field of Classification Search** D12/563;
152/209.1, 209.8, 209.9, 209.12, 209.18,
152/209.25

See application file for complete search history.

(56) **References Cited**

U.S. PATENT DOCUMENTS

2,150,107 A * 3/1939 Shields 301/53.5
D169,857 S * 6/1953 Klint D12/563
6,533,007 B1 * 3/2003 McMannis 152/209.16

OTHER PUBLICATIONS

Firestone High Floation—AG Floation (HF-3), p. 183 3/2, 2006 Tread Design Guide.*

Firestone High Floation—Logger-Floation 23" (HF-3), p. 183 4/4, 2006 Tread Design Guide.*

* cited by examiner

Primary Examiner—Caron Veynar

Assistant Examiner—George D Kirschbaum

(74) *Attorney, Agent, or Firm*—Roy, Kiesel, Keegan & DeNicola; Neil J. Coig

(57) **CLAIM**

The ornamental design for a tire, as shown and described.

DESCRIPTION

FIG. 1 is a perspective view of the tire showing the new design.

FIG. 2 is a left side view thereof.

FIG. 3 is a right-side view thereof.

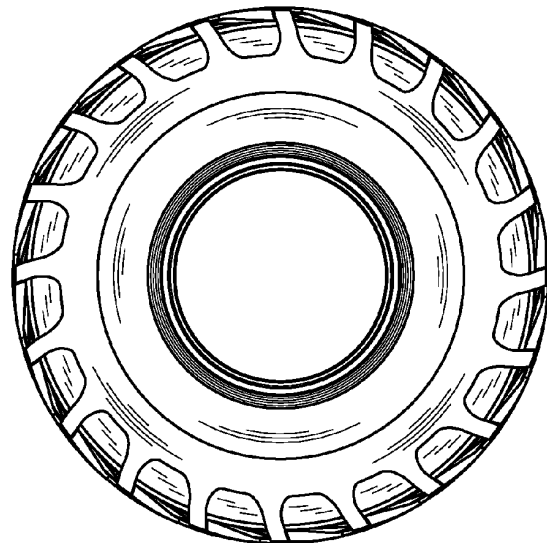
FIG. 4 is a front view thereof.

FIG. 5 is a rear view thereof.

FIG. 6 is a top view thereof; and,

FIG. 7 is a bottom view thereof.

1 Claim, 4 Drawing Sheets



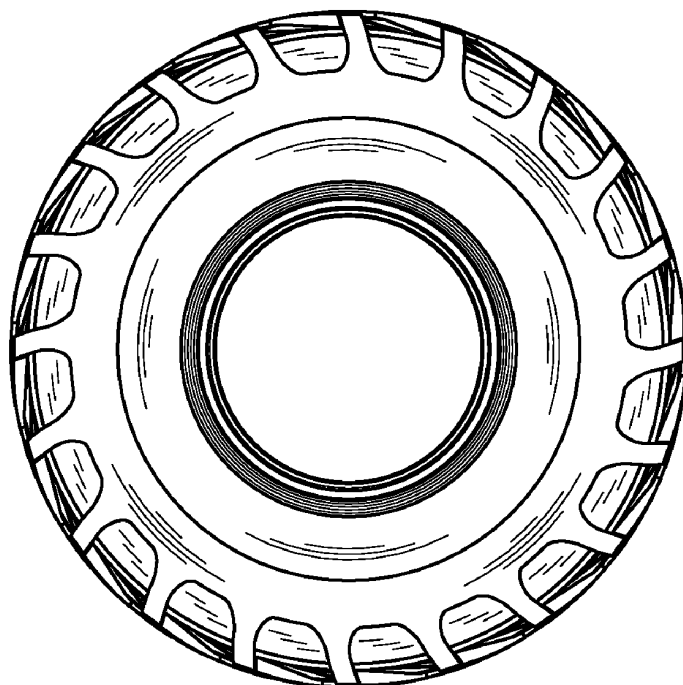


FIG. 2

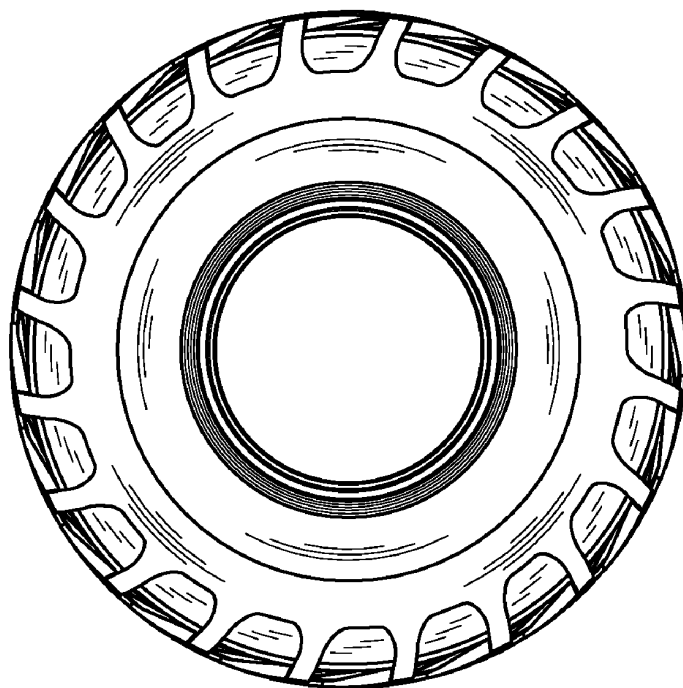


FIG. 3

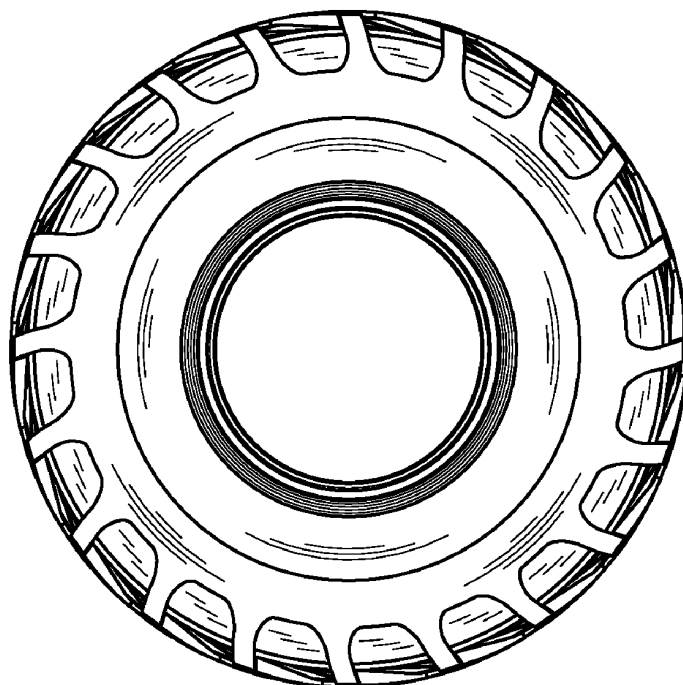


FIG. 2

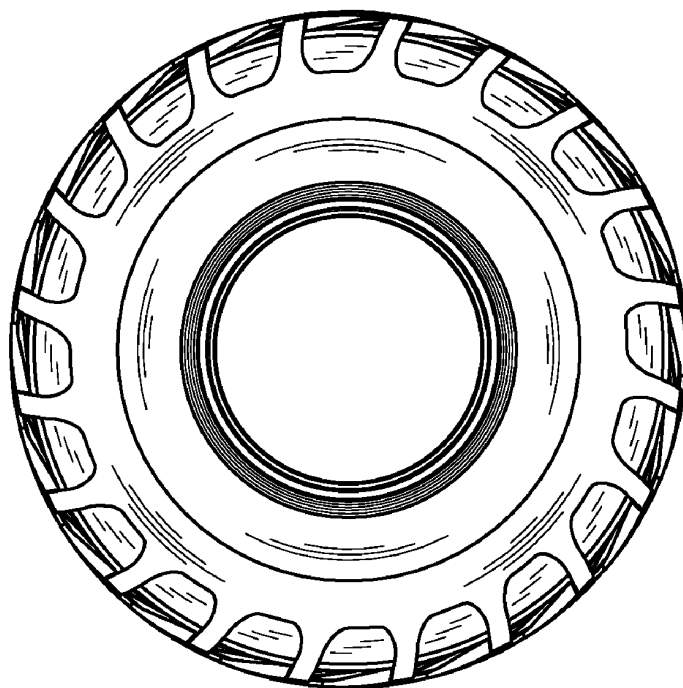


FIG. 3




FIG. 4




FIG. 5




FIG. 6

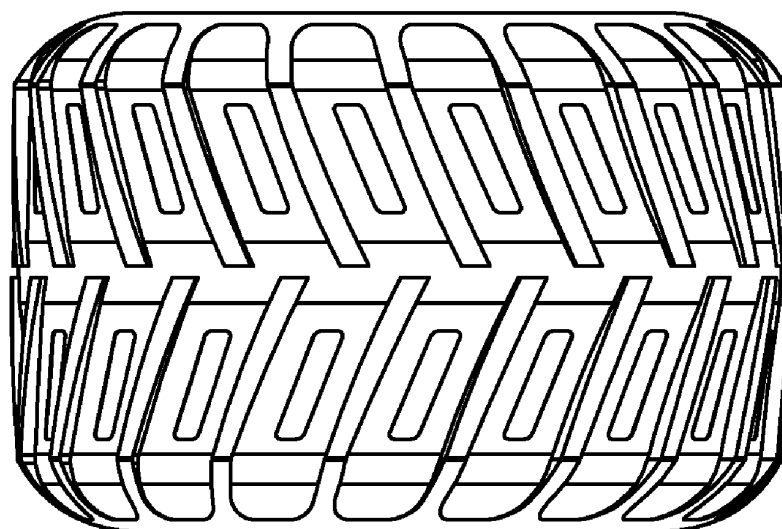


FIG. 7